

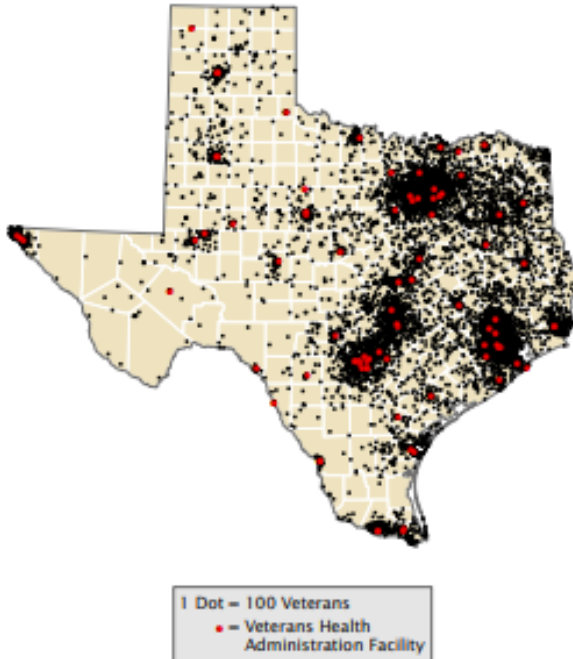
# Texas V.F.W Homeless Veterans 2021-22 Mid-Winter Report

By James Briggs, VFW Homeless Veterans Chairman

1. All VFW Districts chairs submitted participation reports of community activities/involvement.
2. Homeless Veterans Statics in Texas as follows: **2718** (according to November 2021 Veterans Affairs report).
3. VFW Counties with the largest numbers of homeless veterans:  
**Harris, Bexar, Tarrant, Dallas, Collin, Travis, Bell, El Paso, Denton, and Montgomery**
4. Homeless increase spike from **Iraq and Afghanistan** Veterans. Due to multiple deployments and Traumatic Brain Injury.
5. VFW Posts are constantly assisting veterans and caring for their needs. Regional round up were suspended/cancelled in some communities due to Covid-19 risks. **Next Upcoming Veterans Stand Down: Waco, TX (January 25, 2022).**

Texas VFW is committed to ending Veteran homelessness, community by community. Our work in collaboration with localities proves that—through Post leadership, cooperation and evidence-based practices—it's possible to ensure that every Veteran has a home.

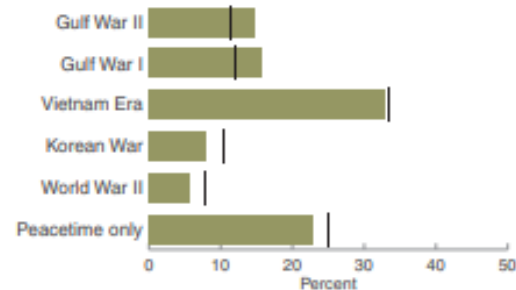
# Veteran Statistics | Texas



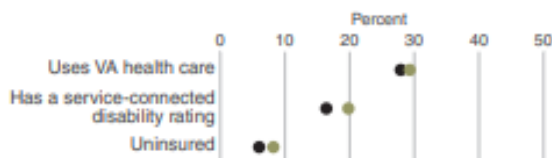
	Texas	United States
<b>Veteran Population</b>	<b>1,583,272</b>	<b>21,369,602</b>
Percent female	8.7	7.3
Unemployment rate for veterans	4.1	5.3
Number of homeless veterans	2,718	49,865
Median household income (In 2014 inflation-adjusted dollars)	\$65,984	\$61,884
Number of VA* facilities	88	1,356
Number of veteran-owned businesses	215,217	2,540,706

\* VA = Department of Veterans Affairs

## PERIOD OF SERVICE



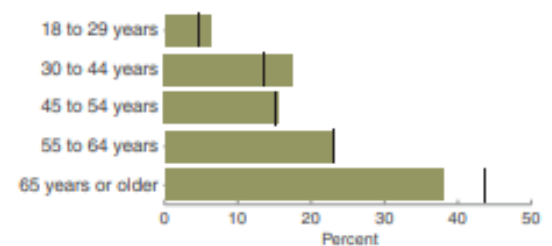
## HEALTH CARE



## EDUCATIONAL ATTAINMENT



## AGE DISTRIBUTION



## HOUSEHOLD INCOME DISTRIBUTION

